

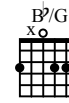
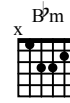
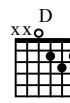
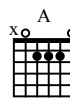
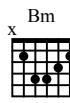
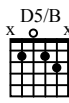
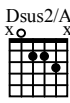
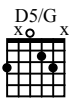
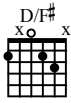
PIN YOUR WINGS

As recorded by Copeland

(From the 2004 Album IN MOTION)

Transcribed by helicopterninjas

Words a



A Intro

♩ = 130

D/F# D5/G

D/F# D5/G

D/F# D5/G

D/F# D5/G

1

Gtr I

T		3 3 3 3	3	3 3 3		3 3 3 3	3	3 3 3
A		2 2 4 4	2	2 4 4		2 2 4 4	2	2 4 4
B		2 2 3 3	2	2 3 3	x x x x	2 2 3 3	2	2 3 3 x x x x

B Verse

D/F# D5/G

D/F# D5/G

D/F# D5/G

D/F# D5/G

6

Gtr II

T	3 3 3 3	3	3 3 3		3 3 3 3	3	3 3 3
A	2 2 4 4	2	2 4 4		2 2 4 4	2	2 4 4
B	2 2 3 3	2	2 3 3	x x x x	2 2 3 3	2	2 3 3 x x x x

10

D5 D5/G D5 D5/G D/F# D5/G D/F# D5/G

System 10: Musical notation for guitar and bass. The guitar staff shows a melodic line with accents. The bass staff shows a rhythmic accompaniment with chords D5, D5/G, and D/F#. The tablature indicates fret numbers and string numbers for both instruments.

14

D/F# D5/G D/F# D5/G D/F# D5/G D/F# D5/G

System 14: Musical notation for guitar and bass. The guitar staff continues the melodic line. The bass staff continues the rhythmic accompaniment with chords D/F# and D5/G. The tablature indicates fret numbers and string numbers.

18

D5 D5/G D5 D5/G D/F# D5/G D/F# D5/G

System 18: Musical notation for guitar and bass. The guitar staff continues the melodic line. The bass staff continues the rhythmic accompaniment with chords D5, D5/G, and D/F#. The tablature indicates fret numbers and string numbers.

D Pre-Verse

D/F# D5/G D/F# D5/G D/F# D5/G D/F# D5/G

30

Gtr I

T	3 3 3 3	3	3 3 3	3 3 3 3	3	3 3 3	3 3 3
A	2 2 4 4	2	2 4 4	2 2 4 4	2	2 4 4	2 4 4
B	2 2 3 3	2	2 3 3	x x x x	2 2 3 3	2	2 3 3 x x x x

Gtr II

T	3 3 3 3	3	3 3 3	3 3 3 3	3	3 3 3	3 3 3
A	2 2 2 2	2	2 2 2	2 2 2 2	2	2 2 2	2 2 2
B	2 2 3 3	2	2 3 3	x x x x	2 2 3 3	2	2 3 3 x x x x

Gtr III

T							
A	6 (6)	(6)	7	(7)	(7)	(7)	(7)
B							

E Verse

D5 D5/G D5 D5/G D/F# D5/G D/F# D5/G

34

T	3 3 3 3	3	3 3 3	3 3 3 3	3	3 3 3	3 3 3
A	2 2 4 4	2	2 4 4	2 2 4 4	2	2 4 4	2 4 4
B	3 3	3 3	x x x x	2 2 3 3	2	2 3 3	x x x x

T	3 3 3 3	3	3 3 3	3 3 3 3	3	3 3 3	3 3 3
A	2 2 2 2	2	2 2 2	2 2 2 2	2	2 2 2	2 2 2
B	3 3	3 3	x x x x	2 2 3 3	2	2 3 3	x x x x

46

Dsus2/A D5/B D5/G Dsus2/A D5/B D5/G

let ring

T A B

G Bridge

Bm A D Dmaj7

50

Gtrs I, II

Gtr III

Gtr IV

8va

T A B

D5/G Gm

62

T	3 3 3 3 3 3 3 3	3 3 3 3 3 3 3 3	3 3 3 3 3 3 3 3	3 3 3 3 3 3 3 3
A	0 0 0 0 0 0 0 0	0 0 0 0 0 0 0 0	0 0 0 0 0 0 0 0	0 0 0 0 0 0 0 0
B	3 3 3 3 3 3 3 3	3 3 3 3 3 3 3 3	3 3 3 3 3 3 3 3	3 3 3 3 3 3 3 3

T				
A	12	(12)		
B	10	(10)		

Gtr III

T	12			12	11		
A		12			12	12	(12)
B			12	(12)			

H Breakdown

D/F# D5/G D/F# D5/G D/F# D5/G D/F# D5/G

66

Gtr I

T	3 3 3 3	3 3 3 3	3 3 3 3	3 3 3 3	3 3 3 3	3 3 3 3	3 3 3 3
A	2 2 4 4	2 2 4 4	2 2 4 4	2 2 4 4	2 2 4 4	2 2 4 4	2 2 4 4
B	2 2 3 3	2 2 3 3	2 2 3 3	2 2 3 3	2 2 3 3	2 2 3 3	2 2 3 3

Gtr II

T	3 3 3 3	3 3 3 3	3 3 3 3	3 3 3 3	3 3 3 3	3 3 3 3	3 3 3 3
A	2 2 2 2	2 2 2 2	2 2 2 2	2 2 2 2	2 2 2 2	2 2 2 2	2 2 2 2
B	2 2 3 3	2 2 3 3	2 2 3 3	2 2 3 3	2 2 3 3	2 2 3 3	2 2 3 3

I Guitar Solo

D/F# D5/G D/F# D5/G D/F# D5/G D/F# D5/G

70

T
A
B

T
A
B

Gtr III

1/2

J Out-Chorus

Dsus2/A D5/B D5/G Dsus2/A D5/B D5/G

74

f

T
A
B

T
A
B

Gtr III

let ring-----

let ring-----

1/2

78

Dsus2/A D5/B D5/G Dsus2/A D5/B D5/G

ff

T	3 3 3 3 3 3 3	(3) 3 3 3 3 3 3 3	3 3 3 3 3 3 3	(3) 3 3 3 3 3 3 3
A	2 2 2 2 2 0 2	(2) 2 2 2 2 2 2 2	2 2 2 2 2 0 2	(2) 2 2 2 2 2 2 2
B	0 0 0 2 2 0 3	(0) 0 0 0 0 0 0 3	0 0 0 2 2 0 3	(0) 0 0 0 0 0 0 3

Gtr III

let ring

T	5 7 5 5	(5) 7 5 5 5	(5) 5 5 5 7	(7) 5 7 5 7
A	7 7 7 7	7 5 7	5 7 5 7	5 7 5 7
B				

82

Dsus2/A D5/B D5/G Dsus2/A D5/B D5/G

T	3 3 3 3 3 3 3	(3) 3 3 3 3 3 3 3	3 3 3 3 3 3 3	(3) 3 3 3 3 3 3 3
A	2 2 2 2 2 0 2	(2) 2 2 2 2 2 2 2	2 2 2 2 2 0 2	(2) 2 2 2 2 2 2 2
B	0 0 0 2 2 0 3	(0) 0 0 0 0 0 0 3	0 0 0 2 2 0 3	(0) 0 0 0 0 0 0 3

let ring

T	7 5 5	(5) 7 5 5 7	5 5 5 7	(7) 5 7 5 7
A	7 7 7 7	7 5 7 5 7	(7) 5 7 5 7	5 7 5 7
B				

