

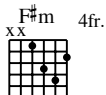
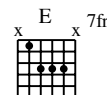
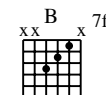
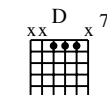
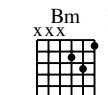
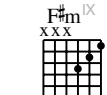
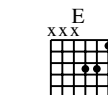
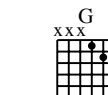
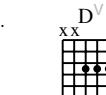
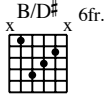
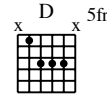
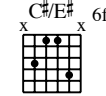
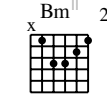
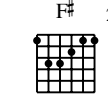
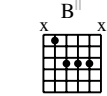
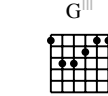
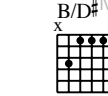
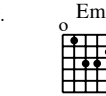
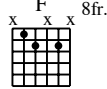
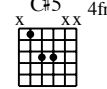
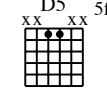
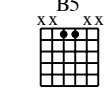
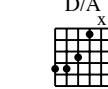
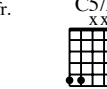
# DEJA VU

## As recorded by Yngwie Malmsteen

(from the 1988 Album "Odyssey")

Transcribed by Roadkill

Words by Yngwie Malmsteen and Joe Lynn Turner  
Music by Yngwie Malmsteen and Joe Lynn Turner

|   |  |  |   |   |  |   |   |   |
|---|--|--|---|---|--|---|---|---|
|  F#m 4fr.  |  E 7fr.   |  B 7fr.     |  D 7fr.                |  Bm 10fr.  |  F#m 9fr.             |  E 7fr.               |  G 7fr.                  |  D <sup>v</sup> 5fr. |
|  B/D# 6fr. |  D 5fr.   |  C#/E# 6fr. |  Bm <sup>  </sup> 2fr. |  F# 2fr.   |  B <sup>  </sup> 2fr. |  G <sup>  </sup> 3fr. |  B/D# <sup>IV</sup> 4fr. |  Em 7fr.             |
|  F 8fr.    |  C#5 4fr. |  D5 5fr.    |  B5 4fr.               |  D/A 2fr. |  C5/A 4fr.          |   |   |   |

### A Intro

Moderate Rock ♩ = 126


1.-3.

(Drum Fill)

Gtr I *mf* *f* P.M.-----|

*pick*  
*sl.*

\*Doubled by another gtr.




### B 1st Verse

4.

Gtr II *f* *trem. bar* *pick*  
F#m E *sl.*

Gtr I *f* P.M.-----|

H H P *sl.* *sl.* *sl.*



B D F#m E

pick sl. pick slides

sl. sl. sl. sl.

B D

P.M. .... 1 P.M. . 1 P.M. . 1 P.M. . 1

11 sl. x 12 sl.

Bm F#m IX

P.M. .... 1 P.M. . 1 P.M. . 1 P.M. . 1 P.M. .... 1 P.M. .... 1

C Chorus

Chorus section 1 (measures 19-22). Chords: E, G, F#m, D<sup>v</sup>, B/D#.

Measures 19-20: Tremolo (T), \*T, T. Fingering: 4 4 4 4 4 | 3 3 3 3 3.

Measure 21: Fdbk., trem. bar, 3. Fingering: 4 4 4 | 2 5 4.

Measure 22: trem. bar, 1/2, ring. Fingering: 5 | 2 2 | 4 4 4 | 6 6.

Technique: P.M. (pick attack) indicated by a vertical line.

Chorus section 2 (measures 23-26). Chords: D, F#m, D<sup>v</sup>, B/D#.

Measures 23-24: Tremolo (T). Fingering: 7 7 7 | 5 2 5 4 2 | 5 4 2 | 5 4.

Measure 25: trem. bar. Fingering: 2 | 2 2 5 4.

Measure 26: trem. bar (slight vib., slowly). Fingering: 5 | 5 | 4 4 4 | 6.

Technique: P.M. (pick attack) indicated by a vertical line. Sl. (slide) indicated by a wavy line.

Chorus section 3 (measures 27-30). Chords: E, C#E#, F#m.

Measures 27-28: Tremolo (T). Fingering: 7 | 8 8 8 8.

Measures 29-30: Tremolo (T). Fingering: 2 4 5 2 4 5 | 2 4 5 2 4 5 2 | 4 5 2 5 0 5 | 4 5 2 5 1 4 2 0 4 5.

Technique: P.M. (pick attack) indicated by a vertical line. 1/2 (half note) indicated by a wavy line.



45

P.M.-----| P.M.--| P.M.--| P.M.--| P.M.-----| P.M.--| P.M.--|

T  
A  
B

*D.S. al Coda*

48

P.M.-----| P.M.--| P.M.-----| P.M.-----| P.M.-----| P.M.-----|

T  
A  
B

**E** Guitar Solo



Gtr III *f*  
9fr.

51

P.M.-----| *f* P.M.-----| P.M.-----| P.M.-----|

T  
A  
B

*rake* *sl.* P *sl.* H P *sl.* *sl.* P *sl.* *sl.*

Bm F# B

54

T x 14 10 10 14 14 10 14 10 7 10 14 10 14 14 19 14 14 10 14 10 14 10 10 7 10 14 10 14

A 12 12 11 7 7 12 11 15 16 12 11 7 7 11 12

B P P sl. P sl. P P sl. P sl. H P sl. P sl. P

F# G# F#

56

T 15 12 14 14 10 12 9 9 9 6 6 8 6 12 9 9 15 12 14 12 9 (11) 11 15 12 14 14 12 18 15 17 17 15

A 15 12 12 11 12 11 12 15 12 12 15 14 14 15 18 18

B P P sl. P P P P P P

Bm F# B

\*Pull stg. off side of neck, "fretting" it on pickup polepiece.

58

T 19 14 15 15 14 14 10 14 10 7 10 14 10 14 19 15 17 15 14 14 10 14 10 7 10 x

A 16 12 7 7 11 11 18 18 0 11 14 10 7 7 18 0

B P sl. P sl. P sl. P sl. sl. P sl. P sl. sl.



67

Chord diagrams: D5, C#5, B5, D5, C#5. Fingerings: (5) 4fr. >

8var-----|

6:4 6:4 6:4 6:4

T 7 10 7 7 13 10 12 12 10 16 13 13 13 19 16 21 21 21 21 21 21 21 21 21 0

A 0 10 13 16

B

P sl. P sl. sl. P sl. P

69

Chord diagrams: D5, C#5, B5, D5, C#5. Fingerings: (5) 4fr. >

8var-----|

6:4 6:4 6:4 6:4

T 18 14 16 17 16 14 19 14 16 17 16 14 21 (0) 17 16 16 17 14 19 14 16 17 16 14 21 9/21 9/21 21 21

A

B

P P H P P P P sl. sl. sl. sl. sl. sl.

71

Chord diagrams: D5, C#5, B5, B5, D5, C#5. Fingerings: (5) 4fr. >

8var-----|

6:4 3

T 21 9 21 21 21 21 21 9 10 7 10 9 7 10 9 7 10 9 7 6 6

A (0)

B

sl. sl. sl. sl. P P P P P P sl.



73

T 7 9 7 10 9 7 9 10 7 10 5 10 9 10 7 9 7 7 9 7 6 7 6 0 6 7 6 5 7 6 7 6 4 7 6 4 7 6

A

B

H H H H H P H P sl. H P P P P P P P P P

75

T 4 6 7 9 6 7 9 6 7 9 7 6 9 6 7 9 10 10 7 8 10 12 9 10 12 12 12 12 12

A

B

sl. H H H H H P sl. H H sl.

77

T 9 12 9 11 10 10 10 3 10 7 10 10 10 10 7 9 10 9 7 9 7 6 9 7 6 7

A

B

P sl. sl. P P P P P



**G Out-Chorus**

F#m D<sup>V</sup> B/D# D

Gtr II

Fdbk. trem. bar trem. bar trem. bar

88

A.H.-1 1/2 P.M.

T 4 4 4 4 7 7

A (2) (2) 4 4 4 4 7 7

B 2 2 2 5 4 6 6 6 5 5 4 2 5 4 2 5 4

A trem. vib. trem. bar

F#m D<sup>V</sup> B/D# D

92

A.H.-1 1/2 P.M.

T 4 4 4 4 7 7

A (2) (2) 4 4 4 4 7 7

B 2 2 2 2 2 5 4 6 6 6 5 5 4 2 5 4 2 5 4

F#m D<sup>V</sup> B/D# D

96

1/2 P.M.

T 4 4 4 4 7 7

A 4 4 4 4 7 7

B 2 2 5 4 6 6 6 5 5 4 2 5 4 2 5 4



113

~~~~~

|   |   |            |   |   |
|---|---|------------|---|---|
| T |   |            | 2 | 2 |
| A |   |            | 4 | 4 |
| B | 9 | <i>sl.</i> | 4 | 4 |
|   |   |            | 2 | 2 |